

UpToDate

By Lily Wangviwat

July 1, 2010



iPhone Access to UpToDate - At Faculty of Medicine in CMU or Hospital



Step 1: Setting up your iPhone

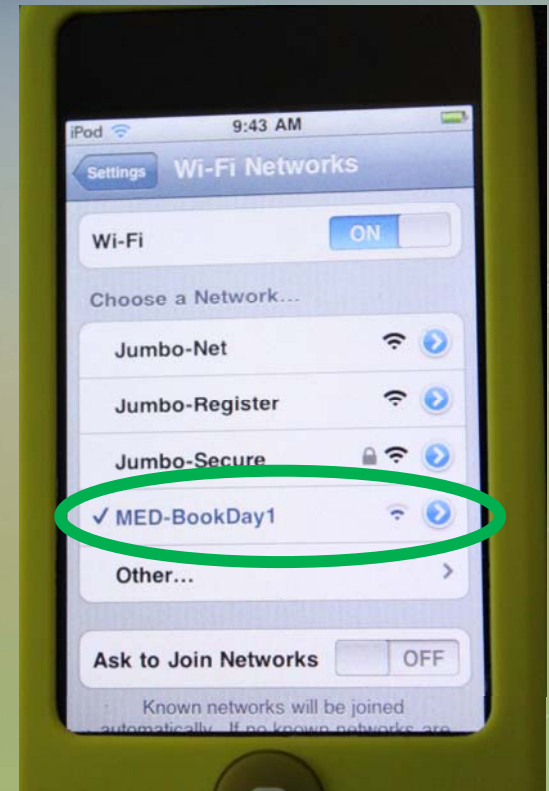


Contact Library
To set up your wireless
device only first time

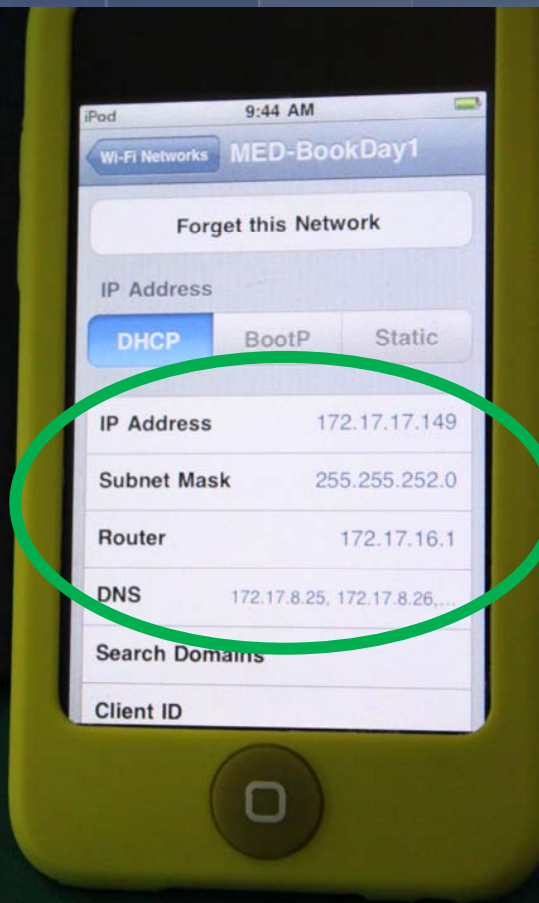
Click setting icon

Select WiFi

Choose "Wireless " or
others depending on area
and click enter



Step 2: Setting up your iPhone

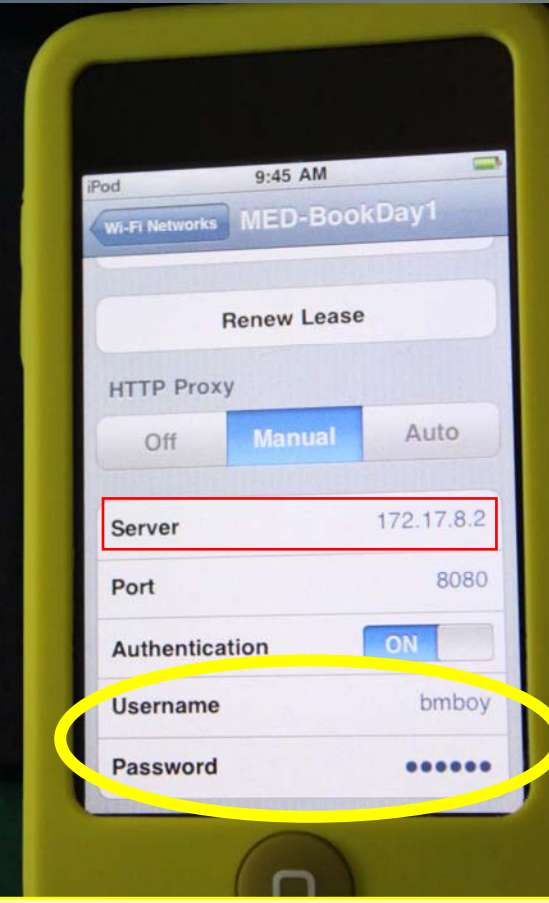


User can see default of IP address and screw down

Click "Manual" under HTTP Proxy

Add username and password

Hit "Return"



หมายเลข Proxy Server แบ่งเป็น 2 กลุ่ม
กลุ่มแรก ใช้เพื่อการศึกษาค้นคว้าฐานข้อมูลทางการแพทย์ โดยไม่ต้องระบุ Username และ Password
คือ 172.17.8.3 และ 172.17.8.13 โดยจะเร็วกว่า กลุ่มที่ 2 แต่จะสามารถเข้าเว็บภายในคณะ มหาวิทยาลัย และฐาน
ข้อมูลที่คณะมอบกรับเท่านั้น

กลุ่มที่สอง เป็นหมายเลข Proxy สำหรับเข้าเว็บทั่วไป และจำเป็นต้องใส่ Username และ Password
คือ 172.17.8.2 และ 172.17.8.12

Step 3: Access to UpToDate



Select "Safari" icon



Go to URL
<http://www.med.cmu.ac.th/library/>



Hit "UpToDate"

Go to URL: <http://www.med.cmu.ac.th/library/> and select medical database

The screenshot shows the website for the Medical Library at Chiang Mai University. The browser window title is "Medical Databases -The library Faculty of Medicine Chiang Mai University - Windows Internet Explorer". The address bar shows the URL <http://www.med.cmu.ac.th/library/fdatabase/>. The website header includes the text "MEDICAL LIBRARY Faculty of Medicine Chiang Mai University" and "Open Hours Mon.- Fri. 08.30 a.m. - 08.00 p.m. Sat.- Sun. 09.00 a.m. - 05.00 p.m. closed only government holidays and substitutions". Navigation buttons include "E-Resources", "E-Services", "Ask A Librarian", and "Knowledge Sharing". A "Main Menu" on the left lists various categories, with "Medical Databases" highlighted by a green circle. The main content area is titled "Medical Databases" and features a "Medical E-Journals [index]" section with a list of journals including PubMed, Science, American Academy of Pediatrics, ACS PUBLICATIONS, Academic Search Premier, BMJ Journals, and ANNUAL REVIEWS. Each journal entry includes a star rating and a red ribbon icon. On the right side, there is a "CMUL OPAC Search" section with a search box and a "Go" button, and a "Hot Links" section with links for "Article Request", "Document Delivery", "ThialIS", and "Book & Journal". The taskbar at the bottom shows the start button and several open applications, including "Sales Plan...", "Inbox - Mi...", "2 Windo...", "3 Interne...", "UpToDate...", and "Microsoft ...". The system clock shows "11:51 AM".

Click "UpToDate"

The screenshot shows a Windows Internet Explorer browser window displaying a list of medical databases. The address bar shows the URL: <http://www.med.cmu.ac.th/library/fdatabase/>. The page content includes a section titled "Clinical/Evidence Base Medicine" with the following items:

- BestPractice (5 stars)
- ProQuest Medical Evidence Matters (5 stars)
- SciFinder (5 stars)
- The Cochrane Library (5 stars)
- UpToDate Link#1 (5 stars) - circled in pink
- UpToDate Link#2 (5 stars) - circled in pink
- USMLE.org (5 stars)

Below this list is a "Free Trial Database" section featuring DoctorDAG.com (5 stars). At the bottom of the page, there is a "TOP" link and the address: "The Library, Faculty of Medicine, Chiang Mai University, 110 Intawaroros Road, Amphur Muang, Chiang Mai 50200". The Windows taskbar at the bottom shows the Start button, several open applications (Sales Plan..., Inbox - Mi..., 2 Windo..., 3 Interne..., UpToDate..., Microsoft ...), and the system clock showing 11:55 AM on 11/25/2008.